



## AVL Scheduler

### Quick Reference Guide

#### CREATE A NEW CONFERENCE BOOKING



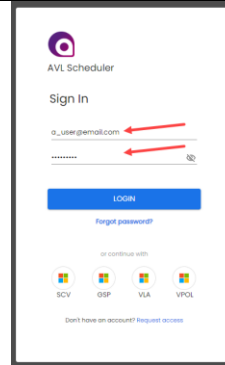
## AVLS GUIDE – MAKING A CONFERENCE BOOKING

### Logging in

Open Google Chrome and navigate to


[portal.avlbookings.justice.vic.gov.au](https://portal.avlbookings.justice.vic.gov.au)

Enter your email and password to login.



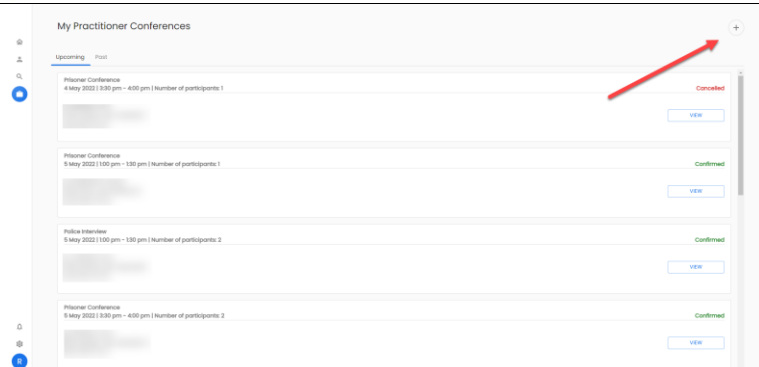

Once logged in you will be taken to the landing page

Click on the suitcase icon to view conferences.



### Creating a new conference request

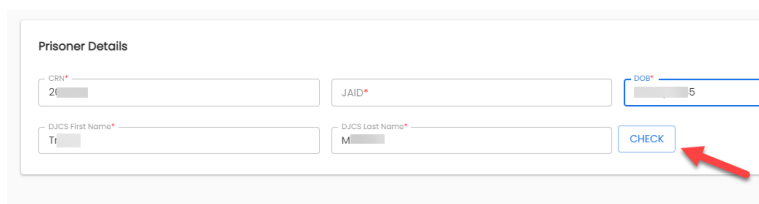
To create a new conference, click on the plus icon in the top right corner of the screen.



In the 'Prisoner Details' section you will need to enter the following information for the system to find the prisoner.

- CRN or JAID, and
- Date of Birth, and
- First Name, and
- Last Name

After entering all the information, select the 'Check' button.



## AVLS GUIDE – MAKING A CONFERENCE BOOKING

The information entered must match DJCS records exactly. If the information is not an exact match you will receive the error message displayed à

Double check the information and try again.

Where the information matches a prisoner in custody, the unused CRN or JAID field will populate, and green ticks will appear. The prisoner information will no longer be editable.

You can now enter the Conference Details.

Duration default and minimum is 30 minutes. The maximum conference varies based on the demand at the specific prison location.

Select the 'Conference Type'.

Select the 'Connection Type'. The default and most common is Jabber Guest.

There are two ways to add participant/s

## AVLS GUIDE – MAKING A CONFERENCE BOOKING

### 1. 'Add Yourself'

- a. You can click on the 'Add Yourself' button or enter participant details manually.
- b. Select the appropriate 'Participant Type' from the drop-down list.

Participant Details

Participant 1

### 2. Manually add participant information

- a. 'Add participants email address and select 'check'
- b. Where a valid portal user is found, the 'First name' and 'Last name' will be populated and cannot be edited.

Valid portal user found

- c. Where a valid portal user is not found, a display message. The 'First name' and 'Last name' then can be manually completed

Portal user not found

- d. Select the appropriate 'Participant Type' from the drop-down list.

Participant Details

Participant 1

Court Resource Required

**Note:** Where a portal user is not found, and participant details are manually filled in, the booking will go to Corrections Victoria for manual validation of participant.

### Court resource requested

A request to use a court resource (meeting room) can be requested at the time of the booking.

\*Bendigo Law Courts is currently the only site available (Jurisdiction MCV).

Court Resource Required

## AVLS GUIDE – MAKING A CONFERENCE BOOKING

### Additional participants

If you require more than one participant select the 'Add Another Participant' button and repeat the process.

Once all participants are added. Click Next to continue.

Participant Details

Participant 1 Add yourself

Email

First Name\*  Last Name\*

Participant Type\*

←

### Date and time selection

Select the date for the conference. Available times are displayed based on existing availability, the duration you have requested and the maximum duration at the location.

If there are no times displayed, you may need to reduce the duration length. If this occurs, click 'Back' and modify the duration.

Contact VCCU directly for assistance with booking a conference longer than the maximum allowed duration.

Click on the desired available time and then click 'Preview & Submit'.

**NB:** A booking will not be able to be requested to start within three hours of the current time.

May 2022

S	M	T	W	T	F	S
1	2	3	4	5	6	7
8	9	10	11	12	13	14
15	16	17	18	19	20	21
22	23	24	25	26	27	28
29	30	31				

<input type="button" value="9:00 AM"/>	<input type="button" value="9:30 AM"/>	<input type="button" value="10:00"/>
<input type="button" value="12:30 PM"/>	<input type="button" value="1:00 PM"/>	<input type="button" value="1:30"/>
<input type="button" value="2:30 PM"/>	<input type="button" value="3:00 PM"/>	<input type="button" value="3:30"/>

### Booking summary

The Booking Summary is now displayed.

If you need to go back and make changes, click on 'Keep Editing'.

If everything is correct click on 'Submit'.

Booking Summary

General Details

Conference Type	Booking Date	Booking Time	Connection Type
Prisoner Conference	05 May, 2022	03:30pm - 04:00pm (30m)	Jabber Guest

Prisoner Details

First Name	Last Name	DOB
<input type="text"/>	<input type="text"/>	<input type="text"/>
CRN	JAID	
<input type="text"/>	<input type="text"/>	

Participant Details

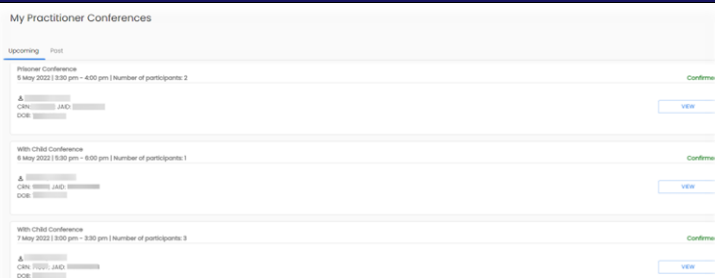
Participant Type	E-mail
Legal Practitioner	<input type="text"/> @gmail.com

## AVLS GUIDE – MAKING A CONFERENCE BOOKING

### Submitting the request

After pressing the Submit button, the Conference will now display in your list of Upcoming conferences.

You will also receive an email with the conference details.



### AVL Scheduler Assistance

Contact the VCCU team with any feedback or queries relating to Prisoner Conferences:

- **Phone:** 1300 160 214
- **Email:** [vc.prisons@justice.vic.gov.au](mailto:vc.prisons@justice.vic.gov.au)
- If you experience technical issues with the AVL Scheduler application, contact the support team: [AVL-Scheduler-Support@courts.vic.gov.au](mailto:AVL-Scheduler-Support@courts.vic.gov.au)